도곡2교 진동측정 Data

Event Report

Histogram Start Time	09:54:02 April 25, 2024	**Serial Number**	MP13227 V 10-75 Minimate Pro 4
Histogram Finish Time	09:55:15 April 25, 2024	**Battery Level**	4.1 Volts
Number of Intervals	36.00 at 2 seconds	**Unit Calibration**	June 18, 2019 by Instantel
Range	Geo:254.0 mm/s	**Geo1 Calibration**	SE13271, December 5, 2019 by Instantel
Sample Rate	1024sps	**File Name**	MP13227_20240425095402.IDFH
Job Number:	1		
Operator/Setup:	Operator 1/instantel.nsb		

Notes
Location
Client
Company
General Notes

	Tran	Vert	Long	
PPV	1.395	6.416	2.002	mm/s
ZC Freq	3.1	N/A	2.9	Hz
Date	Apr 25 /24	Apr 25 /24	Apr 25 /24	
Time	09:55:06	09:55:04	09:55:03	
Sensor Check	Passed	Passed	Passed	
Frequency	7.4	8.0	7.4	Hz
Overswing Ratio	3.9	2.7	4.0	

Peak Vector Sum 6.420 mm/s on April 25, 2024 at 09:55:04
N/A: Not Applicable

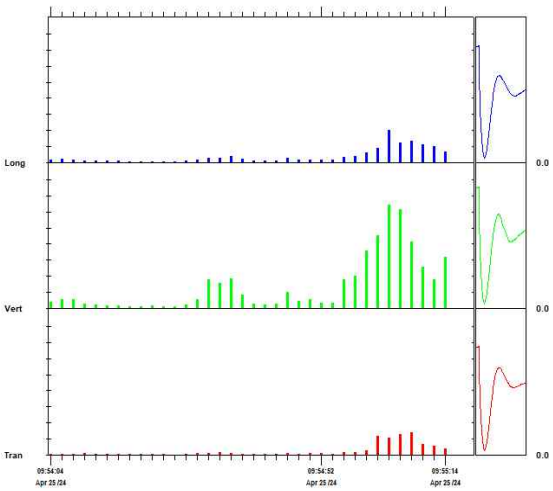

Time Scale: 2 seconds /div **Amplitude Scale:** Geo: 1.000 mm/s/div Sensor Check

Printed: May 10, 2024 (V 10.74) Format ?1995-2015 Xmark Corporation

Event Report

Histogram Start Time	09:51:02 April 25, 2024	**Serial Number**	MP13227 V 10-75 Minimate Pro 4
Histogram Finish Time	09:53:32 April 25, 2024	**Battery Level**	4.1 Volts
Number of Intervals	75.00 at 2 seconds	**Unit Calibration**	June 18, 2019 by Instantel
Range	Geo:254.0 mm/s	**Geo1 Calibration**	SE13271, December 5, 2019 by Instantel
Sample Rate	1024sps	**File Name**	MP13227_20240425095102.IDFH
Job Number:	1		
Operator/Setup:	Operator 1/instantel.nsb		

Notes
Location
Client
Company
General Notes

	Tran	Vert	Long	
PPV	0.725	3.736	1.056	mm/s
ZC Freq	3.0	9.1	2.8	Hz
Date	Apr 25 /24	Apr 25 /24	Apr 25 /24	
Time	09:51:02	09:53:25	09:53:30	
Sensor Check	Passed	Passed	Passed	
Frequency	7.4	7.6	7.4	Hz
Overswing Ratio	3.8	3.3	3.7	

Peak Vector Sum 3.747 mm/s on April 25, 2024 at 09:53:25

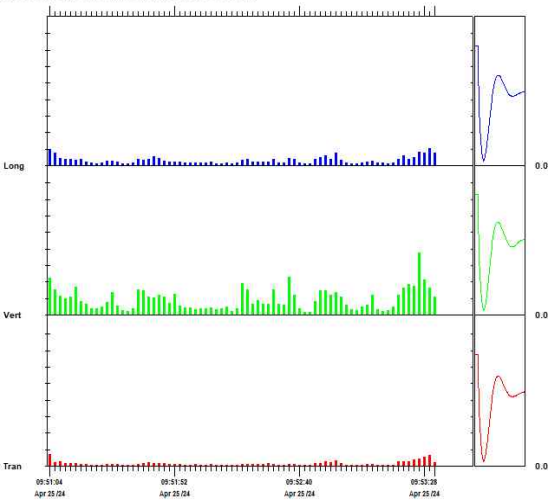

Time Scale: 2 seconds /div **Amplitude Scale:** Geo: 1.000 mm/s/div Sensor Check

Printed: May 10, 2024 (V 10.74) Format ?1995-2015 Xmark Corporation

Event Report

Histogram Start Time	09:49:23 April 25, 2024	**Serial Number**	MP13227 V 10-75 Minimate Pro 4
Histogram Finish Time	09:50:33 April 25, 2024	**Battery Level**	4.1 Volts
Number of Intervals	35.00 at 2 seconds	**Unit Calibration**	June 18, 2019 by Instantel
Range	Geo:254.0 mm/s	**Geo1 Calibration**	SE13271, December 5, 2019 by Instantel
Sample Rate	1024sps	**File Name**	MP13227_20240425094923.IDFH
Job Number:	1		
Operator/Setup:	Operator 1/instantel.nsb		

Notes
Location
Client
Company
General Notes

	Tran	Vert	Long	
PPV	1.498	6.965	1.222	mm/s
ZC Freq	3.4	3.3	8.0	Hz
Date	Apr 25 /24	Apr 25 /24	Apr 25 /24	
Time	09:50:24	09:50:24	09:50:21	
Sensor Check	Passed	Passed	Passed	
Frequency	7.3	7.6	7.4	Hz
Overswing Ratio	4.1	3.8	4.0	

Peak Vector Sum 6.952 mm/s on April 25, 2024 at 09:50:24

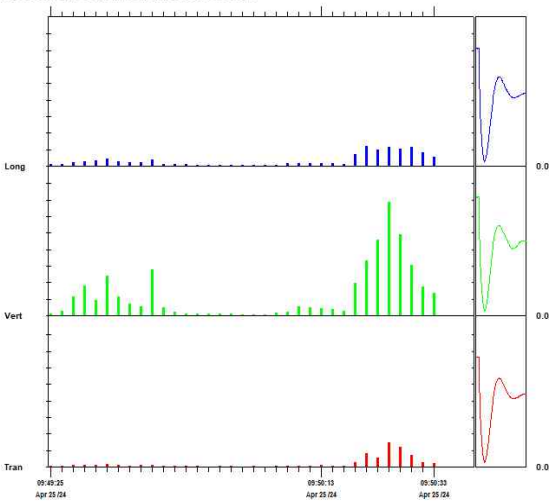

Time Scale: 2 seconds /div **Amplitude Scale:** Geo: 1.000 mm/s/div Sensor Check

Printed: May 10, 2024 (V 10.74) Format ?1995-2015 Xmark Corporation

Event Report

Histogram Start Time	09:47:39 April 25, 2024	**Serial Number**	MP13227 V 10-75 Minimate Pro 4
Histogram Finish Time	09:48:35 April 25, 2024	**Battery Level**	4.1 Volts
Number of Intervals	28.00 at 2 seconds	**Unit Calibration**	June 18, 2019 by Instantel
Range	Geo:254.0 mm/s	**Geo1 Calibration**	SE13271, December 5, 2019 by Instantel
Sample Rate	1024sps	**File Name**	MP13227_20240425094739.IDFH
Job Number:	1		
Operator/Setup:	Operator 1/instantel.nsb		

Notes
Location
Client
Company
General Notes

	Tran	Vert	Long	
PPV	0.284	3.728	0.749	mm/s
ZC Freq	3.2	11	6.0	Hz
Date	Apr 25 /24	Apr 25 /24	Apr 25 /24	
Time	09:48:30	09:48:27	09:48:25	
Sensor Check	Passed	Passed	Passed	
Frequency	7.3	7.6	7.3	Hz
Overswing Ratio	4.1	3.7	4.0	

Peak Vector Sum 3.735 mm/s on April 25, 2024 at 09:48:27

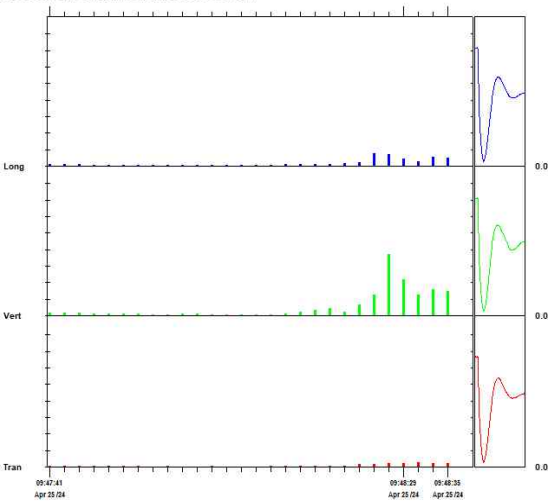

Time Scale: 2 seconds /div **Amplitude Scale:** Geo: 1.000 mm/s/div Sensor Check

Printed: May 10, 2024 (V 10.74) Format ?1995-2015 Xmark Corporation